

IEC SYSTEM FOR CONFORMITY TESTING AND
CERTIFICATION OF ELECTRICAL EQUIPMENT (IECEE)
CB SCHEME

SYSTEME CEI D'ESSAIS DE CONFORMITE ET DE CERTIFICATION
DES EQUIPEMENTS ELECTRIQUES (IECEE)
METHODE OC

CB TEST CERTIFICATE CERTIFICAT D'ESSAI OC

Product
Produit

DC Power Supplies

Name and address of the applicant
Nom et adresse du demandeur

SL Power Electronics Corp
6050 King St
Ventura, CA 93003, USA

Name and address of the manufacturer
Nom et adresse du fabricant

SL Power Electronics Corp
6050 King St
Ventura, CA 93003, USA

Name and address of the factory
Nom et adresse de l'usine

1. Industrias S L S A De C V
Costa Rica #60, Col Cuahutemoc
Mexicali, Baja California N, Mexico
2. SL Power Electronics Xianghe
Anping Economic & Tech Developing Zone
Xianghe, Hebei 065402, China

Rating and principal characteristics
Valeurs nominales et caractéristiques principales

Input: 100-240 V ac, 3.0-1.5 A, 50/60 Hz
Output: See Enclosure Miscellaneous for output ratings.

Trademark (if any)
Marque de fabrique (si elle existe)



Model / Type Ref.
Ref. de type

For model information see second page of this certificate.

Additional information (if necessary)
Information complémentaire (si nécessaire)

This CB Test Report comprises 6 enclosures. The CB Test Certificate was amended on April 24, 2008 to add alternate components and modify model information.

A sample of the product was tested and found to be in conformity with
Un échantillon de ce produit a été essayé et a été considéré conforme à la

PUBLICATION

EDITION

IEC 60601-1 (1988) Second Edition, with Amendment No. 1 (1991) and No. 2 (1995) with the exception of: Clause 36, Electromagnetic Compatibility, Clause 48, Biocompatibility and Clause 52.1, Programmable Electronic Systems. Inclusive of CENELEC Common Modifications. See Test Report for National Differences.

as shown in the Test Report Ref. No. which forms part of this Certificate
comme indiqué dans le Rapport d'essais numéro de référence qui constitue partie de ce Certificat

E116994-A35-CB-1

This CB Test Certificate is issued by the National Certification Body
Ce Certificat d'essai OC est établi par l'Organisme National de Certification




**Underwriters
Laboratories**

Underwriters Laboratories Inc. / Certification Programs Office, USA
333 Pfingsten Road, Northbrook, IL 60062-2096
United States of America
TEL INT* +1 847 664 3008, FAX INT* +1 847 313 3008
email: jolanta.m.wroblewska@us.ul.com

Date:
Issued: 2007 May 22
Amended: 2008 April 24 (Am. 1)

Signature:



Jolanta M. Wroblewska

IEC SYSTEM FOR CONFORMITY TESTING AND
CERTIFICATION OF ELECTRICAL EQUIPMENT (IECEE)
CB SCHEME

SYSTEME CEI D'ESSAIS DE CONFORMITE ET DE CERTIFICATION
DES EQUIPEMENTS ELECTRIQUES (IECEE)
METHODE OC

CB TEST CERTIFICATE CERTIFICAT D'ESSAI OC

Class I Models: GNT2XXX-YYY G Series, where XX is any number from 12 through 48, which represents the output voltage, third X is an optional letter L, U, F or T which represents L-Bracket, U-Channel, Fan/Cover with U-Channel or Slotted Cover with U-Channel, -YYY is any number 000-999 which represents value added options not related to Safety and G indicates compliance to RoHS (ROHS compliance has not been evaluated by UL).

Class II Models: G2T2XX-YYY G Series, where XX is any number from 12 through 48, which represents the output voltage, -YYY is any number 000-999 which represents value added options not related to Safety and G indicates compliance to RoHS (ROHS compliance has not been evaluated by UL).

Additional information (if necessary)
Information complémentaire (si nécessaire)

This CB Test Report comprises 6 enclosures. The CB Test Certificate was amended on April 24, 2008 to add alternate components and modify model information.

This CB Test Certificate is issued by the National Certification Body
Ce Certificat d'essai OC est établi par l'Organisme National de Certification




**Underwriters
Laboratories Inc.®**

Underwriters Laboratories Inc. / Certification Programs Office, USA
333 Pfingsten Road, Northbrook, IL 60062-2096
United States of America
TEL INT* +1 847 664 3008 FAX INT* +1 847 313 3008
email: jolanta.m.wroblewska@us.ul.com

Date: Issued: 2007 May 22
Amended: 2008 April 24 (Am. 1)

Signature:



Jolanta M. Wroblewska

COVER PAGE FOR TEST REPORT

Test Item Description:	DC Power Supplies
Model/Type Reference:	Class I Models: GNT2XXX-YYY G Series, where XX is any number from 12 through 48, which represents the output voltage, third X is an optional letter L, U, F or T which represents L-Bracket, U-Channel, Fan/Cover with U-Channel or Slotted Cover with U-Channel, -YYY is any number 000-999 which represents value added options not related to Safety and G indicates compliance to RoHS (ROHS compliance has not been evaluated by UL). Class II Models: G2T2XX-YYY G Series, where XX is any number from 12 through 48, which represents the output voltage, -YYY is any number 000-999 which represents value added options not related to Safety and G indicates compliance to RoHS (ROHS compliance has not been evaluated by UL).
Rating(s):	Input: 100-240 V ac, 3.0-1.5 A, 50/60 Hz Output: See Enclosure Miscellaneous for output ratings.
Standards:	IEC 60601-1:1988 + A1:1991 + A2:1995
Applicant Name and Address:	SL POWER ELECTRONICS CORP 6050 KING ST VENTURA CA 93003 UNITED STATES
Factory Location(s):	INDUSTRIAS S L S A DE C V COSTA RICA #60 COL CUAHUTEMOC MEXICALI BAJA CALIFORNIA N MEXICO SL POWER ELECTRONICS XIANGHE ANPING ECONOMIC & TECH DEVELOPING ZONE XIANGHE, HEBEI 065402 CHINA

This Report includes the following parts, in addition to this cover page:

1. Specific Technical Criteria
2. Clause Verdicts
3. Critical Components
4. Test Results
5. Enclosures
 - a. Photographs
 - b. Manuals
 - c. Miscellaneous

The original report was modified on 2008-04-24 to include the following changes/additions:
Amendment 1: Add New Models accomodating chassis and cover options including an optional fan.



All applicable tests according to the above standard(s) have been carried out.


Test results are valid only for the tested equipment.


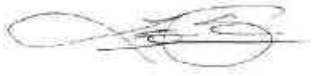

This Test Report can be reproduced only in whole.

Amendments and corrections can be reproduced only with the original CB Test Report.

Written permission from Underwriters Laboratories Inc. is required if the test report is copied in part.


	Test Report issued under the responsibility of:		Underwriters Laboratories
Underwriters Laboratories Inc.			
TEST REPORT IEC 60601-1 Medical Electrical Equipment Part 1:General requirements for safety			
Report Reference No	E116994-A35-CB-1		
Date of issue	2007-05-22		
Total number of pages	35		
CB Testing Laboratory	Underwriters Laboratories Inc.		
Address	455 E. Trimble Rd., San Jose, CA, 95131-1230, USA		
Applicant's name	SL POWER ELECTRONICS CORP		
Address	6050 KING ST VENTURA CA 93003 UNITED STATES		
Test specification:			
Standard	IEC 60601-1:1988 + A1:1991 + A2:1995		
Test procedure	CB Scheme		
Non-standard test method	N/A		
Test Report Form No.	IEC60601_1c/97-04		
Test Report Form originator	Underwriters Laboratories Inc		
Master TRF	dated 97-04		
Copyright © 2005 IEC System for Conformity Testing and Certification of Electrical Equipment (IECEE), Geneva, Switzerland. All rights reserved.			
This publication may be reproduced in whole or in part for non-commercial purposes as long as the IECEE is acknowledged as copyright owner and source of the material. IECEE takes no responsibility for and will not assume liability for damages resulting from the reader's interpretation of the reproduced material due to its placement and context.			
If this test Report is used by non-IECEE members, the IECEE/IEC logo shall be removed.			
This report is not valid as a CB Test Report unless signed by an approved CB Testing Laboratory and appended to a CB Test Certificate issued by an NCB in accordance with IECEE 02.			

Test item description	DC Power Supplies
Trade Mark	
Model/Type reference	<p>Class I Models: GNT2XXX-YYY G Series, where XX is any number from 12 through 48, which represents the output voltage, third X is an optional letter L, U, F or T which represents L-Bracket, U-Channel, Fan/Cover with U-Channel or Slotted Cover with U-Channel, -YYY is any number 000-999 which represents value added options not related to Safety and G indicates compliance to RoHS (ROHS compliance has not been evaluated by UL).</p> <p>Class II Models: G2T2XX-YYY G Series, where XX is any number from 12 through 48, which represents the output voltage, -YYY is any number 000-999 which represents value added options not related to Safety and G indicates compliance to RoHS (ROHS compliance has not been evaluated by UL).</p>
Manufacturer	SL POWER ELECTRONICS CORP 6050 KING ST VENTURA CA 93003 UNITED STATES
Rating	Input: 100-240 V ac, 3.0-1.5 A, 50/60 Hz Output: See Enclosure Miscellaneous for output ratings.

Testing procedure and testing location:		
<input type="checkbox"/>	CB Testing Laboratory	
	Testing location / address..... :	
<input type="checkbox"/>	Associated CB Test Laboratory	
	Testing location / address..... :	
	Tested by (name + signature)	_____
	Approved by (+ signature)	_____
<input type="checkbox"/>	Testing Procedure: TMP	
	Tested by (name + signature)	_____
	Approved by (+ signature)	_____
	Testing location / address..... :	_____
<input type="checkbox"/>	Testing Procedure: WMT	
	Tested by (name + signature)	_____
	Witnessed by (+ signature)..... :	_____
	Approved by (+ signature)	_____
	Testing location / address..... :	_____
<input checked="" type="checkbox"/>	Testing Procedure: SMT	
	Tested by (name + signature)	Daniel W. Mitchell 
	Approved by (+ signature)	Linus Park 
	Supervised by (+ signature)	Mitchell McGarry 
	Testing location / address..... :	SL Power, 6050 King St., Ventura, CA 93003
<input type="checkbox"/>	Testing Procedure: RMT	
	Tested by (name + signature)	_____
	Approved by (+ signature)	_____
	Supervised by (+ signature)	_____
	Testing location / address..... :	_____

Summary of Testing: Unless otherwise indicated, all tests were conducted at SL Power, 6050 King St., Ventura, CA 93003.	
Tests performed (name of test and test clause)	Testing location / Comments
Dielectric Voltage Withstand (20.4) Temperature (42) Abnormal Operation and Fault Conditions (52)	
Summary of Compliance with National Differences: AT, AU, BE, BR, CA, CH, CS, CZ, DE, DK, FI, FR, GB, GR, HU, IE, IL, IN, IT, KE, KR, NL, NO, PL, PT, RU, SE, SI, SK, TR, UA, US	

SPECIFIC TECHNICAL CRITERIA

TEST REPORT UL 60601-1 Medical Electrical Equipment Part 1: General requirements for safety	
Report Reference No	E116994-A35-UL-1
Compiled by	Ahmad Daoudi
Reviewed by	Elizabeth Drew
Date of issue	2007-05-22
Standards	UL 60601-1, 1st Edition, 2006-04-26 (Medical Electrical Equipment, Part 1: General Requirements for Safety) CAN/CSA-C22.2 No. 601.1-M90, 2005 (Medical Electrical Equipment - Part 1: General Requirements for Safety)
Test procedure	Component Recognition
Non-standard test method	N/A
Test item description	DC Power Supplies
Trademark	
Model and/or type reference	<p>Class I Models: GNT2XX-YYY G Series, where XX is any number from 12 through 48, which represents the output voltage, -YYY is any number 000-999 which represents value added options not related to Safety and G indicates compliance to RoHS. (ROHS compliance has not been evaluated by UL.)</p> <p>Class II Models: G2T2XX-YYY G Series, where XX is any number from 12 through 48, which represents the output voltage, -YYY is any number 000-999 which represents value added options not related to Safety and G indicates compliance to RoHS. (ROHS compliance has not been evaluated by UL.)</p>
Rating(s)	Input: 100-240 V ac, 3.0-1.5 A, 50/60 Hz Output: See Enclosure Miscellaneous for output ratings.

GENERAL INFORMATION			
Test item particulars (see also clause 5):			
Classification of installation and use	:	N/A Component to be used inside end-product	
Supply connection	:	Input connector for internal wiring inside end-use equipment	
Accessories and detachable parts included in the evaluation	:	None	
Options included	:	None	
Possible test case verdicts:			
- test case does not apply to the test object	:	N / A	
- test object does meet the requirement	:	P(Pass)	
- test object does not meet the requirement	:	F(Fail) (acceptable only if a corresponding, less stringent national requirement is "Pass")	
Abbreviations used in the report:			
- normal condition	:	N.C. - single fault condition	S.F.C.
- operational insulation	:	OP - basic insulation	BI
- basic insulation between parts of opposite polarity:		BOP - supplementary insulation	SI
- double insulation	:	DI - reinforced insulation	RI
General remarks:			
- "(see Enclosure #)" refers to additional information appended to the Test Report			
- "(see appended table)" refers to a table appended to the Test Report			
- Throughout the Test Report a point is used as the decimal separator			


General Product Information:	
CA1.0	Report Summary
CA1.1	N/A
CB1.0	Product Description
CB1.1	Switching Power Supply
CC1.0	Model Differences
CC1.1	The GNT2XX Series models are Class I power supplies and are similar to each other and differ only in the transformer and minor secondary component changes. The G2T2XX Series models are Class II power supplies and are similar to the GNT2XX Series and each other. They differ from each other in the transformer and minor secondary component changes. Differences between Class I and Class II models:

	<p>Components C4, C5 and Ground Tab are provided in Class I models and are not provided in Class II models. Components C11 and C32 are provided in Class II models and are not provided in Class I models.</p> <p>Class I operation will allow for the use of metal standoffs, class II, metal standoffs cannot be used.</p>	
CD1.0	Additional Information	
CD1.1	<p>The schematics for these models are kept in file at the CB Testing Laboratory mentioned in the first page of this test report, and can be provided by the applicant upon request by NCB's/CBTL's.</p> <p>The power supplies described in this report have the same model number/construction as the power supplies described in Report Ref. # E135803-A36.</p>	
CE1.0	Technical Considerations	
CE1.1	The product was investigated to the following additional standards:	UL 60601-1, 1st Edition, 2006-04-26 (includes National Differences for USA), EN 60601-1: 1990 + A1:1993 + A2:1995 + A13:1996, CAN/CSA-C22.2 No. 601.1-M90 (R2005) (includes National Differences for Canada), (except EMC limitations, EN 60601-1-2, Biocompatibility, EN 10993-1, Programmable Electronic Systems, IEC 60601-1-4)
CE1.2	The product was not investigated to the following standards or clauses:	Clause 36, Electromagnetic Compatibility (IEC 601-1-2), Clause 48, Biocompatibility (ISO 10993-1), Clause 52.1, Programmable Electronic Systems (IEC 601-1-4)
CE1.3	The product is Classified only to the following hazards:	Shock, Fire, Casualty
CE1.4	The degree of protection against harmful ingress of water is:	Ordinary
CE1.6	The mode of operation is:	Continuous
CE1.7	Software is relied upon for meeting safety requirements related to mechanical, fire and shock:	No
CE1.8	The product is suitable for use in the presence of a flammable anesthetics mixture with air or oxygen or with nitrous oxide:	No
CF1.0	Engineering Conditions of Acceptability	
CF1.1	<p>For use only in or with complete equipment where the acceptability of the combination is determined by Underwriters Laboratories Inc.</p> <p>When installed in an end-product, consideration must be given to the following:</p>	
CF2.0	This component has been judged on the basis	--

	of the required spacings in the First Edition of the Standards for Medical Electrical Equipment, Part 1: General Requirements for Safety, UL 60601-1 and CSA C22.2 No. 601-1, which covers the end use product for which the component is designed.	
CF2.1	The component shall be installed in compliance with the enclosure, mounting, spacing, casualty markings and segregation requirements of the end-use application.	--
CF2.2	Temperature test should be repeated when the power supply is installed in the end-use equipment. Special consideration should be given to measuring the temperature on power electronic components and transformer windings.	--
CF2.3	The input/output connectors are not acceptable for field connections, they are only intended for connection to mating connectors of internal wiring inside the end-use machine.	--
CF2.4	The output circuits have not been evaluated for direct patient connection (Type B, BF or CF).	--
CF2.5	Class I, GNT2XX series should be properly bonded to ground in the end-use equipment.	--
CF2.6	The isolation transformers, T4 and T5 employs R/C (OBJY2), Class F (155°C) insulation system.	--
CF2.7	Leakage current test should be repeated in the end product application.	--
CF2.8	The GNT2XX and G2T2XX Series were evaluated as reinforced insulation between primary and secondary; GNT2XX was evaluated as basic insulation between primary to ground and operational insulation between secondary to ground.	--
CF2.9	The power supplies have been evaluated as continuous operation, ordinary equipment and have not been evaluated for use in the presence of a flammable anesthetic mixture with air, oxygen, or nitrous oxide.	--
CF3	Class I operation will allow for the use of metal standoffs; for class II operation, metal standoffs cannot be used, should be mounted with plastic standoffs.	--
CF3.1	The acceptability of the markings shall be determined during the end product evaluation.	--
CF3.2	These power supplies were tested at 200 W	--

	<p>output, with 200 LFM airflow blowing at the unit from output side towards the input side of the power supply. The maximum output power with convection cooling for these power supplies is 100 W or 150 W depending on the input voltage. Please see Enclosure Miscellaneous for output rating with various cooling methods.</p>	
--	---	--

Demko Certificate

Product: DC Power Supply
Manufacturer: SL Power Electronics Corp
6050 King St
Ventura CA 93003, USA
Production site: See appendix
Certified by request of: SL Power Electronics Corp
6050 King St
Ventura CA 93003, USA
Trademark: 
Model/Type ref.: GNT2XX-YYY G Series, see appendix
Rated current or power: 3.0 - 1.5 A
Rated voltage: 100-240 V ac, 50/60 Hz
Insulation Class: I
Degree of protection:
Additional information: Type key: where XX is any number from 12 through 48, which represents the output voltage, -YYY is any number 000-999 which represents value added options not related to Safety and G indicates compliance to RoHS. (ROHS compliance has not been evaluated by UL.)

A sample of the product has been tested and found in conformity with EN 60601-1:1990+A1:93+A2:95+A13:96, as shown in the Test Report from Underwriters Laboratories with ref. No. E116994-A35-CB-1 dated 2007-05-22.

Furthermore, the product complies with the national deviations in Denmark.

The certificate has been issued on the basis of CB certificate (CB Test certificate) No. US/11610/UL, issued by Underwriters Laboratories, dated 2007-05-22.

Date of expiry: 2017-06-13

UL International Demko A/S is a body notified to the Member States and Commission of the European Communities according to the provisions of Article 8 of the Low Voltage Directive.

The Manufacturer complies with the Production Surveillance Requirements. Products included in this certificate are allowed to carry the registered approval marks of UL International Demko A/S, or for cables <DEMKO>. The name of UL International Demko A/S can be used in the marketing of the products. This Statement is only valid for products, which are identical to the tested product, and manufactured at the above-mentioned production site(s). UL International Demko A/S has to be informed in writing about any changes, in accordance with the "UL International Demko A/S Standard Terms and Conditions" for UL International Demko A/S services. The validity of this certificate is shortened if the EU legislation requires re-testing and re-certification, due to new standards or amendments coming into force, before the expiry date.

Herlev, 2007-06-13


Karina Christiansen
Certification Manager

UL International Demko A/S

Lyskaer 8, P.O. Box 514
DK-2730 Herlev, Denmark
Telephone: +45 44856565
Fax: +45 44856500



An Affiliate of
**Underwriters
Laboratories Inc.®**

Appendix to Demko Certificate No. 143198-01

Output Rating:

Model #	Output Volts	Output Current, 100-240V~ Input Fan Cooled *	Output Current, 100 V~ Input, Convection Cooled	Output Current, 240 V~ Input, Convection Cooled
GNT212 G2T212	12	16.7A - 200W	8.3A - 100W	12.5A - 150W
GNT215 G2T215	15	13.3A - 200W	6.7A - 100W	10A - 150W
GNT218 G2T218	18	11.1A - 200W	5.6A - 100W	8.3A - 150W
GNT224 G2T224	24	8.3A - 200W	4.2A - 100W	6.3A - 150W
GNT228 G2T228	28	7.1A - 200W	3.6A - 100W	5.4A - 150W
GNT236 G2T236	36	5.6A - 200W	2.5A - 90W	3.9A - 140W
GNT248 G2T248	48	4.2A - 200W	1.9A - 90W	2.9A - 140W

*Tested with 200 LFM airflow blowing at the unit from the output side towards the input side.

Note: There are 2 Auxiliary outputs from this unit that are not counted against the output rating of the unit.

J3 Pins 1 and 2 - 12V/0.25A Fan Voltage

J4 Pins 6 and 5 - 5V/0.1A

Production Site:

Industrias S L S A D E C V

Costa Rica #60

Col Cuahutemoc

Mexicali

Baja California N

Mexico

SI Power Electronics Xianghe

Anping Economic & Tech Developing Zone

Xianghe,

Hebei 065402

China

Herlev, 2007-06-13


Karina Christiansen
Certification Manager

UL International Demko A/S

Lyskaer 8, P.O. Box 514

DK-2730 Herlev, Denmark

Telephone: +45 44856565


Fax: +45 44856500



An Affiliate of

**Underwriters
Laboratories Inc.**

Demko Certificate

Product: DC Power Supply
Manufacturer: SL Power Electronics Corp
6050 King St
Ventura CA 93003, USA
Production site: See appendix
Certified by request of: SL Power Electronics Corp
6050 King St
Ventura CA 93003, USA
Trademark: 
Model/Type ref.: G2T2XX-YYY G Series, see appendix
Rated current or power: 3.0 - 1.5 A
Rated voltage: 100-240 V ac, 50/60 Hz
Insulation Class: II
Degree of protection:
Additional information: Type key: where XX is any number from 12 through 48, which represents the output voltage, -YYY is any number 000-999 which represents value added options not related to Safety and G indicates compliance to RoHS. (ROHS compliance has not been evaluated by UL.)

A sample of the product has been tested and found in conformity with EN 60601-1:1990+A1:93+A2:95+A13:96, as shown in the Test Report from Underwriters Laboratories with ref. No. E116994-A35-CB-1 dated 2007-05-22.

Furthermore, the product complies with the national deviations in Denmark.

The certificate has been issued on the basis of CB certificate (CB Test certificate) No. US/11610/UL, issued by Underwriters Laboratories, dated 2007-05-22.

Date of expiry: 2017-06-13

UL International Demko A/S is a body notified to the Member States and Commission of the European Communities according to the provisions of Article 8 of the Low Voltage Directive.

The Manufacturer complies with the Production Surveillance Requirements. Products included in this certificate are allowed to carry the registered approval marks of UL International Demko A/S, or for cables <DEMKO>. The name of UL International Demko A/S can be used in the marketing of the products. This Statement is only valid for products, which are identical to the tested product, and manufactured at the above-mentioned production site(s). UL International Demko A/S has to be informed in writing about any changes, in accordance with the "UL International Demko A/S Standard Terms and Conditions" for UL International Demko A/S services. The validity of this certificate is shortened if the EU legislation requires re-testing and re-certification, due to new standards or amendments coming into force, before the expiry date.

Herlev, 2007-06-13


Karina Christiansen
Certification Manager

UL International Demko A/S

Lyskaer 8, P.O. Box 514
DK-2730 Herlev, Denmark
Telephone: +45 44856565
Fax: +45 44856500



An Affiliate of
**Underwriters
Laboratories Inc.®**

Appendix to Demko Certificate No. 143199-01

Output Rating:

Model #	Output Volts	Output Current, 100-240V~ Input Fan Cooled *	Output Current, 100 V~ Input, Convection Cooled	Output Current, 240 V~ Input, Convection Cooled
GNT212 G2T212	12	16.7A - 200W	8.3A - 100W	12.5A - 150W
GNT215 G2T215	15	13.3A - 200W	6.7A - 100W	10A - 150W
GNT218 G2T218	18	11.1A - 200W	5.6A - 100W	8.3A - 150W
GNT224 G2T224	24	8.3A - 200W	4.2A - 100W	6.3A - 150W
GNT228 G2T228	28	7.1A - 200W	3.6A - 100W	5.4A - 150W
GNT236 G2T236	36	5.6A - 200W	2.5A - 90W	3.9A - 140W
GNT248 G2T248	48	4.2A - 200W	1.9A - 90W	2.9A - 140W

*Tested with 200 LFM airflow blowing at the unit from the output side towards the input side.

Note: There are 2 Auxiliary outputs from this unit that are not counted against the output rating of the unit.

J3 Pins 1 and 2 - 12V/0.25A Fan Voltage
J4 Pins 6 and 5 - 5V/0.1A

Production Site:

Industrias S L S A DE C V
Costa Rica #60
Col Cuahutemoc
Mexicali
Baja California N
Mexico

SI Power Electronics Xianghe
Anping Economic & Tech Developing Zone
Xianghe,
Hebei 065402
China

Herlev, 2007-06-13


Karina Christiansen
Certification Manager

UL International Demko A/S

Lyskaer 8, P.O. Box 514
DK-2730 Herlev, Denmark
Telephone: +45 44856565
Fax: +45 44856500



An Affiliate of
**Underwriters
Laboratories Inc.**