



CONDOR DC POWER SUPPLIES INC.
2311 STATHAM PKWY
OXNARD, CA 93033 + 805-486-4565

GPHP600/700 SERIES INSTALLATION INSTRUCTIONS

RATINGS:

Input: GPHP600: 100-240 V ac, 8.5 A, 50/60 Hz
GPHP700: 100-240 V ac, 9.5 A, 50/60 Hz

Outputs:

| Model # | Output #1 | | Total Watts |
|----------------|-----------|--------------|----------------|
| | V | A | |
| GPHP600-24-YYY | 24 | 25/27 pk | 600 |
| GPHP600-28-YYY | 28 | 21.5/23.5 pk | 600 |
| GPHP600-36-YYY | 36 | 17/19 pk | 600 |
| GPHP700-48-YYY | 48 | 14.6/15.6 pk | 700 |

- NOTES:
1. Maximum ambient temperature for rated output power is 50°C utilizing two integral 27 CFM fans.
 2. Maximum Operating Relative Humidity 96%, no condensation.
 3. Storage: -40 to +85 °C. Units should be allowed to warm-up under non-condensing conditions before application of power.
 4. Peak current, 60 Sec with a 10% duty cycle
 5. YYY indicates front cover colors and mounting options not related to safety.



SAFETY DECLARATION: Condor DC Power Supplies, Inc. declares under our sole responsibility that all models listed above are in conformity with the applicable requirements of EN 60950 following the provisions of the Low Voltage Directive 73/23/EEC. All models are certified to be in compliance with the applicable requirements of EN/IEC/UL 60950-1 1st Ed., CAN/CSA 22.2 No. 60950-1:03 (Level 5). They are certified for Pollution Degree 2 environment and Class I TN-S power systems. All DC outputs are SELV under normal and single fault conditions.

TEMPERATURES: The maximum operating temperatures of components used in this supply must not be exceeded after installation. The orientation of the supply, output power, ambient temperature and the availability, amount, direction and/or restriction of natural airflow influences the temperatures of these components.

THERMAL PROTECTION: The unit has a thermal protection circuit that will shut down the unit if an overtemperature condition is encountered. Recovery is automatic.

GROUNDING: At least one of the Functional Earth (Ground) pins (Z28, D26) must be bonded to Protective Earth in the end application. The pins have been tested for use as a protective earth. The end application should be evaluated to ensure it meets the Protective Earthing requirement.

OVERVOLTAGE PROTECTION: The unit has overvoltage protection that is factory set to trip at a maximum of 136% of the nominal output voltage. The unit must be cycled off, then on to reset.

HOT SWAP: The unit has been evaluated and found acceptable for HOT SWAP applications. The ground pin makes before and breaks after the AC input pins.

CURRENT SHARING: Built-in OR-ing diodes on all outputs along with the HOT SWAP capability allow multiple units to share the same rack configuration and share the load.

NOTE: Adjacent units must be set within 0.2% of each other for proper current share.

VOLTAGE ADJUSTMENT: Factory set to specified voltage. User accessible pot allows adjustment over a range of ±5% of nominal voltage. The potentiometer is located on the A2 PWB located behind and above J1.




SPACINGS: The required creepage and clearance distances from primary circuits to ground and secondary circuits must be maintained after installation to preserve the intended safety.

GPHP600/700 SERIES INSTALLATION INSTRUCTIONS (Contd.)

WARNING! RISK OF FIRE! A blown internal fuse is an indication of catastrophic failure of circuit component(s). Repair must be performed by Condor authorized personnel.

RACK MOUNTING: The GPHP600/700 series is designed to be rack mountable and comes with a mounting handle and attaching hardware, but can be mounted as a built-in component.

AIRFLOW/COOLING: The GPHP600/700 series is designed with two integral fans that are rated 54 cfm total.

| EXPLANATION OF SYMBOLS | |
|---|--|
|  | Alternating Current |
|  | Direct Current |
|  | Attention, Consult Accompanying Documents |

C O N N E C T I O N S

Connector: ERNI Type H15 P/N 123767 or AVX ELCO 108456015001169 DIN 41612 Style H15

| AC INPUT | | STATUS and CONTROL | | |
|----------|----------|--------------------|-----|---------------------|
| Line | Z32 | AC Power Fail | D22 | Reference to Common |
| Neutral | D30 | DC Power Good | Z20 | |
| Ground | Z28, D26 | Inhibit | Z24 | |

| DC OUTPUT | | |
|-----------|--------------------|--------------|
| Output #1 | Z12, D14, Z16, D18 | Main Output |
| | Z4, D6, Z8, D10 | Rtn (Common) |

Condor DC Power Supplies Inc. will not be liable for the safety, reliability or performance of these power supplies if a) any changes, modifications or repairs are carried out by other than authorized agents of Condor DC Power Supplies Inc., or b) the installation of the supply is not in accordance with these installation instructions and the applicable UL, CSA, and EN/IEC safety standards.