



CONDOR DC POWER SUPPLIES INC.
 2311 STATHAM PKWY
 OXNARD, CA 93033 + 805-486-4565

GPMP600/700 SERIES INSTALLATION INSTRUCTIONS

RA RATINGS:

Input: GPMP600: 100-240 V ac, 8.5 A, 50/60 Hz
 GPMP700: 100-240 V ac, 9.5 A, 50/60 Hz

Outputs:

Model #	Output #1		Total Watts
	V	A	
GPMP600-24-YYY	24	25/27 pk	600
GPMP600-28-YYY	28	21.5/23.5 pk	600
GPMP600-36-YYY	36	17/19 pk	600
GPMP700-48-YYY	48	14.6/15.6 pk	700

- NOTES: 1. Maximum ambient temperature for rated output power is 50°C utilizing two integral 27 CFM Fans.
 2. Maximum Operating Relative Humidity 96%, no condensation.
 3. Storage: -40 to +85 °C. Units should be allowed to warm-up under non-condensing conditions before application of power.
 4. Peak current, 60 Sec with a 10% duty cycle
 5. YYY indicates front cover colors and mounting options not related to safety.

CERTIFICATION: All models are Certified to be in compliance with the applicable requirements of UL/CSA/EN/IEC 60601-1, 1st. Ed.

CLASSIFICATION:

- (5.1) Protection against electric shock = Class I
- (5.2) Degree of protection against electric shock = Not acceptable for applied part without additional isolation (contact factory for details)
- (5.3) Protection against harmful ingress of water = Ordinary (no protection)
- (5.5) Have not been evaluated for use in the presence of a flammable anaesthetic mixture with air, oxygen, or nitrous oxide. This evaluation is to be made on the end equipment by the OEM.
- (5.6) Mode of operation = Continuous

GROUNDING: Protection Class I requires that at least one of the ground pins (Z28, D26) be bonded to Protective Earth in the end application.

OUTPUTS: The outputs are not acceptable for patient connection without additional isolation.

OVERVOLTAGE PROTECTION: The output is monitored for an overvoltage condition. In some applications where an overvoltage condition could result in a hazard as defined in applicable safety standards, redundant or additional overvoltage protection may be required. Consult factory for details.

TEMPERATURES: The maximum operating temperatures of certain safety components, as defined in the applicable safety standards, must not be exceeded after installation to preserve the intended safety. The output power, ambient air temperature and the availability, amount, direction and/or restriction of airflow influence the temperatures of these components.

FUSING: Fusing is provided only in the Input Line conductor of the power supply. Additional fusing, external to the power supply must be provided to meet the requirements of the applicable standards.






WARNING! RISK OF FIRE!: A blown fuse is an indication of catastrophic failure of circuit component(s). Repair must be performed by Condor authorized personnel.

INSTALLATION INSTRUCTIONS GPMP600/700 SERIES (Contd.)

WARNING! SHOCK HAZARD! Dangerous voltages are present on some components, printed wiring traces and heatsinks.

AIRFLOW/COOLING: The GPMP600/700 series is designed with two integral fans that are rated 54 cfm total.

VOLTAGE ADJUSTMENT: Factory set to specified voltage. User accessible pot allows adjustment over a range of $\pm 5\%$ of nominal voltage. The potentiometer is located on the A2 PWB located behind and above J1.

EXPLANATION OF SYMBOLS	
	Alternating Current
	Direct Current
	Attention, Consult Accompanying Documents
	Attention, Dangerous Voltages
	Earth (Ground)

VOLTAGE ADJUSTMENT: Factory set to specified voltage. User accessible pot allows adjustment over a range of $\pm 5\%$ of nominal voltage. The potentiometer is located on the A2 PWB located behind and above J1.

CONNECTIONS

Connector: ERNI Type H15 P/N 123767 or AVX ELCO 108456015001169 DIN 41612 Style H15

AC INPUT		STATUS and CONTROL		
Line	Z32	AC Power Fail	D22	Reference to Common
Neutral	D30	DC Power Good	Z20	
Ground	Z28, D26	Inhibit	Z24	

DC OUTPUT		
Output #1	Z12, D14, Z16, D18	Main Output
	Z4, D6, Z8, D10	Rtn (Common)

Condor DC Power Supplies Inc. will not be liable for the safety, reliability or performance of these power supplies if a) any changes, modifications or repairs are carried out by other than authorized agents of Condor DC Power Supplies Inc., or b) the installation of the supply is not in accordance with these installation instructions and the applicable UL, CSA, and EN/IEC safety standards.